


Rowany Festival AS XLVIII

Information Booklet

Thursday 2nd of April 2014 to Tuesday 7th of April 2015
Camp Wombaroo, 162 Black Spring Rd, High Range, NSW.



Contents

From the Baron and Baroness	3
From the Steward	4
Stewarding Team	5
Site Rules	6
General Rules	6
Camp Site Rules	6
Alcohol	7
Children and Parents.....	7
Media Rules	8
The Fire Rules.....	8
Car Rules	9
Getting There	10
When You Arrive On Site.....	11
Campsites.....	11
Amenities	12
Looking after the Portaloos.....	13
Facilities Nearby	13
Health, Safety & the Environment.....	14
Emergency Evacuation Procedure	15
Catastrophic or Extreme Fire Danger	16
Peaceful Activities	16
Merchants.....	17
Arts and Sciences	20
Children's Activities	21
Children's Boffer Tourney.....	22
Entertainment.....	23
Meetings.....	23
Combat Activities	24
Target Archery	24
Rapier.....	25
Heavy Combat	26
Fighter Auction	27
War.....	27
What To Bring	28

From the Baron and Baroness

We, Ameline and Miles, are pleased to welcome you to Rowany Festival AS XLVIII.

Rowany Festival is a time to celebrate with old friends and ones you have yet to meet.

Collette de Harcourt is this year's steward and we ask that you follow directions issued by her and her stewarding team: their object is the safe and successful running of the event, and your assistance will be greatly valued.

It is our honour to welcome our Noble King and Queen, and Barons and Baronesses who have travelled to join us from all over the Kingdom. We are grateful to all who attend this event as it is a wonderful way for us to remember our great traditions and customs.

All the activities that Festival is well famed for will be there for all gentles to sample as they see fit.


As the Baronage we look forward to seeing as many guests as possible.

We trust that you will enjoy your time at the Rowany Festival, and we thank you for your attendance at this wonderful event.

Ameline and Miles

at Rowany

AS XLVIII



From the Steward

Greetings and Welcome to Festival AS 49.

Please take the time to read through the Festival Booklet – by attending Festival, you have agreed to abide by our terms and conditions, so it's a good idea to know what you've signed up for. The booklet also contains helpful information about fires, cars, directions to site, alcohol rules, code of conduct for children and parents, and many other topics.

This year Festival is again one day longer, with Tuesday being a full day of activities, which has allowed us to fit more in the timetable.

To help everything run smoothly, we rely on YOU to help out. Volunteering is an excellent way to become part of the group, meet new people and contribute to the event. Please take an hour or two to help out as a constable, gate keeper, or other odd jobs that need doing. The Officer's Tent (near St John's tent and the Tavern) is the place to sign up, and volunteers will be called for during court and via the herald's announcements. We particularly need people to help pack up on the Wednesday once Festival is over. Please spare an hour to help carry and pack away the equipment – many hands make light work.

Festival does not happen without volunteers. We rely on you to make Festival the great event that it is. If you see a problem, don't assume we already know about it - please let the stewards know and if possible offer to help fix it.

Many thanks must go to all in the Festival Stewarding Team who have contributed their time and effort into organising this great event. I have been humbled by the generosity and knowledge shared by these people and thank them with all my heart.

Yours in Service,

Lady Collette de Harcourt

Rowany Festival Steward



Stewarding Team

Duty	Name	Contact
Steward	Collette de Harcourt	rowanystewards@gmail.com
Deputy Steward	Alfar of Attica	jarlalfar@yahoo.com.au
Deputy Steward	Skarp-Hethin	dlcharlier@gmail.com
Bookings	Elizabeth de Foxle	rowanystewards@gmail.com
Chirurgeon	Sigvald Svitlanda	
Gate Keeper	Lyssa Llewensdottir	
Constable	Gregory of Loch Swan	
Merchant Co-ordinator	Alex the Potter	festimerch@gmail.com
Herald	Blodeuwedd y Gath	anwyn@internode.on.net
Heavy Marshal	Lucas von Aych	lvonaych@gmail.com
Rapier Marshal in Charge	Lindoret of Bryn Myrrdin	lindoret@yahoo.com.au
Archery Marshal	Jean the Hornmaster	
Equestrian Marshal	Sarah Hay	
Children's Schola	Ginevra Lucia Di Namoraza	ginevra1488@gmail.com
Cartographer	Antoinette Traivaille	Ant.stryk@gmail.com
Arts and Sciences Coordinator	Jennifer Brian (Ailis inghean Mheadhbha)	jenniferfbrian@gmail.com
...and many others to whom I am very grateful.		



Site Rules

Please remember that the guiding principles of the Society are Chivalry and Courtesy to all. Camp Wombaroo is a private property, with the right to refuse entry without cause of any kind. Violation of the following rules may result in expulsion from the site without refund or result in a fine. You will be required to sign an agreement stating that you have read and understood these rules and will abide by them before entering the site.



General Rules

Please obey all directions from the Stewards, Constables and Marshals.

The token given to you at the gate must be carried at all times and shown at the gate for re-entry.

Anyone coming on site must make an attempt at pre 17th Century historical costume at all times outside of their tent. As much as possible this rule should apply to all aspects of your camping as well.

Anything against the criminal code of NSW is prohibited at Festival. Do not bring illicit drugs of any kind.

Crossbows are illegal in NSW. Don't bring them.

Vandalism, graffiti or property damage of any kind is unacceptable. Police will be called to deal with such incidents. Anyone causing deliberate damage or vandalism will be prosecuted.

There are specific Fire Rules written in this document – you must follow them!

There are no animals allowed on-site – this includes horses unless by prior arrangement. Please let us know if you have a medical aid animal so that we can make arrangements.

Camp Site Rules

All guy ropes must be marked with white material/flags to avoid accidents.

Campsite areas must be kept clean – we are the SCA and we leave areas cleaner than we found them! Please follow the instructions of the Stewarding Team in regard to rubbish disposal.

Please pick up cigarette butts. They are untidy and a menace to wildlife. Dispose of them safely in bins or fireplaces.

No powerful electric light sources (e.g. Coleman lanterns) may be used outside or in public areas.

Chemical toilets are not to be emptied on-site.

No swimming after dusk (6pm).

The high ropes/climbing equipment is out of bounds.



Alcohol

No-one may sell alcoholic beverages without the proper license. Only the Tavern and The Wine Bar have the proper license.

Providing alcohol to minors is an offence. Do not do it or you will be asked to leave.



Children and Parents

The Rowany Festival rules for parental supervision have recently been reviewed and significant changes have been made in line with NSW legislation and guidelines, current best practice and the context in which the Rowany Festival operates.

Rowany Festival will adopt the NSW Office of the Children's Guardian guidelines, amended to suit the Rowany festival environment.

The most significant change parents need to be aware of are:

- You are always responsible for your child/ren and his/ her actions. To help parents understand the expected standard of behaviour, a Code of Conduct has been developed. You will need to take the time to read, understand and sign the Parental Supervision Code of Conduct. The Code of Conduct will be available across SCA Lochac websites and FB pages and available to be signed at the Rowany Festival registration point.
- The requirements for parental supervision are age dependant. Please read the guidelines attached and be sure you are aware of the supervision levels required for your child/children.
- The guidelines mean that it is not the responsibility of the constables to ensure all children are under adult supervision at all times. Instead the constabulary will be required to intervene only when a very young child is unsupervised; a child is breaking the rules of festival, is in a prohibited area, is endangering themselves/ others or disturbing the peace.
- Children aged 7 and under will be required to wear a tag identifying who they are, their campsite and their parent/ caregiver
- The tavern and wine bar, is legally prohibited to unaccompanied minors. Children may attend tavern accompanied by a parent/carer, and must not be within one metre of the bar at any time. This includes to buy non-alcoholic drinks – parents will need to obtain the non-alcoholic drinks for them. During the Market, the bar is closed and children may enter unaccompanied.
- Dams and waterways are prohibited areas to unaccompanied minors. Children under 14 years must be accompanied by a parent/carer.
- The equestrian area, archery field and war field are prohibited areas to unaccompanied minors. Children under 14 years must be accompanied by a parent/carer.
- The Steward has the authority to impose a range of sanctions or restrictions in response to behaviour that is dangerous, disruptive or against the Festival Rules, up to and including expulsion from Festival. Children are the responsibility of their parent or guardian. Children under 7 must be clearly identified with their name, campsite and adult responsible for them. A token for this will be available at the Sign In Tent. The parent or guardian of any child found without this identification will be warned once and then asked to leave if it occurs again.

The code of conduct for Parents and Children will be available on the website and at the gate, and parents must read it and sign it before entering site.

Media Rules

Any members of the media must make prior arrangements with the Festival Stewards. Any media persons arriving and hoping to report from Festival without having made prior arrangements will not be permitted on site.

The Fire Rules

No unattended open flames are permitted inside tents.

Campsites must be set back a minimum of 10 metres from areas of unmanaged bushland, with this area kept clear of obstructions at all times. This is to give a clear break between bushland and tents, and allow fire fighting vehicle access should it be necessary.

Should a Total Fire Ban be called, no ignition sources may be used outside buildings. If the Fire Danger Rating is Very High or above, Camp Wombaroo rules prohibit the use of open flames.

If the fire danger rating during Festival is Extreme or Catastrophic, Festival will be closed, and attendees already there will have to evacuate.

All fires and flame sources must be attended. If fires are found unattended, attendees may receive a fine of \$50 or more, and/or be requested to leave the event. This includes but is not limited to campfires, lanterns, candles, tiki torches and mosquito coils.

Camp-fires must be in a four (4) metre diameter cleared area, free from long grass, tents and overhanging trees. Fires must be contained either in a stone or brick surround, NOT in a pit. Camp Wombaroo has a number of designated camp fire areas – no new camp fire areas are to be established without permission from Camp Wombaroo staff.

All camp-sites must have a clear and adequate method for extinguishing their fire: a chemical fire extinguisher, multiple buckets of water or sand for each fire, or a fire blanket. If a camp site's fire precautions are not adequate a fine will be issued. Event staff will be monitoring fire safety throughout the event, particularly in the evenings.

Disposing of tobacco ashes must be in bins or in fire places.

All Local Fire Restrictions as set out by the Rural Fire Service must be adhered to.

Cooking safety – all gas stoves/bbqs/ovens/fires must have a means of extinguishing, eg a fire blanket, bucket of earth, and/or chemical fire extinguisher. Note that water should not be the sole means of extinguishing a kitchen fire.

Firewood can be foraged for, but no chain saws or electric powered cutting implements used. If the wood is on the ground it is fair game but if it isn't then don't take it. Firewood can also be purchased off site and brought onto site.




Car Rules

Motorised vehicles are only allowed to drive on site, using the marked roadways, at 5km/h until 8.30am on Friday morning. Between 5pm and 9 pm on Monday evening and 6 am to 8 am on Tuesday morning the following roads on the campsite may be used: Abbey Road (main gravel road to buildings), Appian Way (main road from gate onwards), Jarnrgata (past Mordenvale) and as far as the Northern Reaches on Via Stigma. Do not drive past the Village Green. After 5pm Tuesday, all roads in the campsite become available. At no other times will a motorised vehicle be allowed on-site, except for medical emergencies or amenities management. St John Ambulance will coordinate emergency medical access.

Car parking during the event will be in the designated carpark only. Take care when parking that you do not block other vehicles from leaving the carpark. Do not park in the spaces reserved for Royalty or the Steward, unless you are Royalty or the Steward.

Please adhere to the posted speed limits and drive on designated roads.

Loading zones provided near the sign-in tent are for short term parking only. You will be asked to move your vehicle if deemed necessary.



Getting There

Camp Wombaroo is located at 162 Black Spring Road, off Wombeyan Caves Road in High Range, NSW, adjacent to Jellore State Forest. High Range is about 15 minutes outside of Mittagong in the Southern Highlands.

From Sydney:

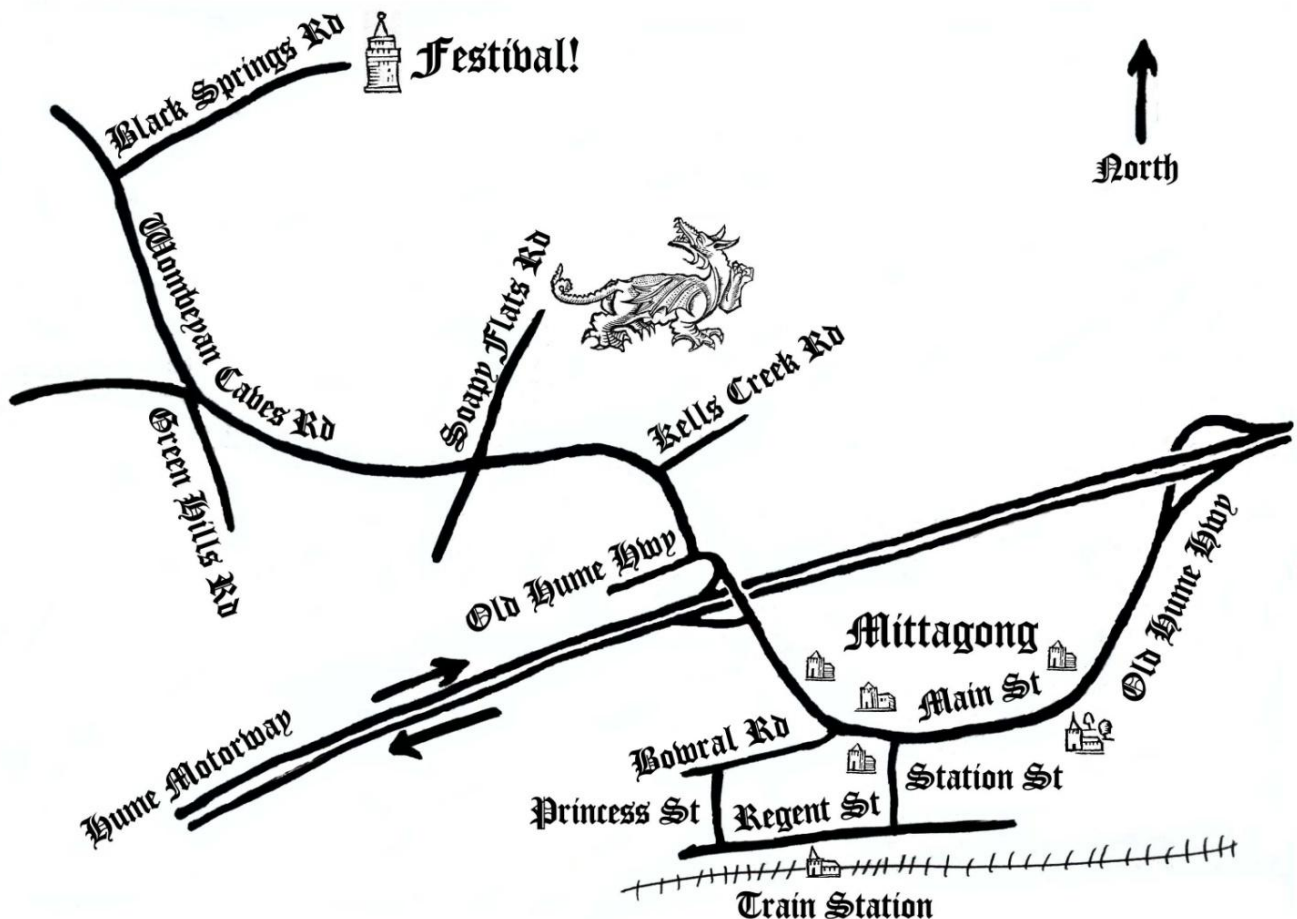
Travel south on the Hume Highway
Take the Mittagong/Bowral exit
Continue along the Old Hume Highway
Veer right through Mittagong as you follow the signs to Wombeyan Caves
After 2 km turn right into Wombeyan Caves Road

From Canberra / Goulburn:

Head north along the Hume Highway
Take the Mittagong exit (Old Hume H'way)
Turn left onto the Old Hume H'way
After approximately 500 m, turn right into Wombeyan Caves Road

Once on Wombeyan Caves Road:

Travel down Wombeyan Caves Road for 12 km
Turn right into Black Spring Road
After 1.5 km, veer right into the Camp Wombaroo property (signed)
Please observe a maximum speed of 40 km/h on Black Spring Road, and obey all signs and directions once at Camp Wombaroo. For the busiest days there will be people on duty directing traffic.
To get a specific location, search google maps for 162 Black Spring Rd, High Range, NSW.
DO NOT follow google maps and go down Soapy Flat Road as this is a four wheel drive only track, please follow the instructions above and go to Black Spring Road instead.



When You Arrive On Site



Once you have reached Camp Womberoo, follow the signs to the camping area. You must stop at the entry by the Gatekeeper's tent where if you have not already booked you will be required to register, read and sign the site rules and indemnity and be given your token.

When you arrive at Rowany Festival you will need to show proof of membership and indemnity at the gate. If you are unable to prove membership you will have to pay the non-member price. Please ensure you have your membership card handy to help prevent a back log at the gate. A clear photo of your card showing the date it expires and the date the indemnity expires is acceptable.

Your token is proof of payment; please carry it with you. There will be a map that indicates where campsites have been allocated, and the campsites will be signposted. If you have not booked a campsite, please speak to the gatekeepers and they will advise you of where you can camp.

Cabins and bunk rooms will not be available for booking at the gate; you must have already booked and confirmed a cabin or bunk bed if you need one.

Timetables, including for all activities and classes are available from the Gatehouse.

Please take care when driving on site, and keep your speed to a minimum. Although we will have no trouble with dust, we would like to keep the grass intact, so the site does not immediately become a muddy quagmire should it rain.

Campsites

The current draft of the Campsite Allocations is available from the Festival website. When reading the map, please note that all measurements are approximate only, and that the site plan will be updated based on confirmed booking numbers.

Booking prior to Festival will ensure that enough space is allocated to each campsite. If your campsite does not have sufficient space for non-booked people then they will be directed to an "overflow" camping area. If you have not booked you will be allocated a campsite at the Gate.



Please consult both the map at the gate and a member of the Steward Team before you begin setting up your campsite.

If your campsite is under or near trees, please look up and check for risk of falling branches when deciding where to place your tent.

We are not permitted to create permanent structures this Festival. We must restore the site to the condition in which it was before Festival, as far as is practicable.

There is an RV campsite near the carpark for people who wish to stay in their campervans.

Amenities

There is bore water available on site, which is fully potable, and is already plumbed into the main buildings, cabin groups, showers and toilets. A number of taps will be situated around the campsite areas, from which individual campsites may choose to run hoses.

There is a beautiful swimming dam on site. Please ensure any children swimming are accompanied by a responsible adult. There shall be no swimming after dusk (6pm).



Campsites will need to provide their own washing/showering facilities as the showers available in the dorms are connected to a waste-water system that only has capacity for the number of people staying in the cabins. All wastewater from food catering and greywater from showers in the camp sites must be disposed of in seep-away trenches. No greywater trenches within 40 metres of the dam.

Campers should use the portaloos as the sewage system cannot handle the number of campers we will have at Festival. *Fortunately Festival will have plenty of portaloos, because you all booked instead of turning up at the gate so we knew how many portaloos to order... didn't you!*

Power is limited, available in the main building structure, and the additional conference rooms. Some cabins also have a power point. Power is not available in the campsites. Do not bring extension cords in the hope of wiring up your campsite from mains. You may bring a generator if it is quiet.

A lost property collection point will be arranged at the officer's pavilion near the Tavern and St John's tent. If you find something that you believe is lost, please take it there.

Skips will be located at a central point for all rubbish and recycling from campsites. Please do not leave furniture, bedding, stoves or other such items in the skips at the end of Festival - if you brought it, please take it away. When you leave, make sure your campsite is litter free.

<p>The SCA does have permanent storage at the Festival site in the form of shipping containers. If you would like to store items at the site please talk to the stewarding team.</p>
--

Looking after the Portaloos

A few words on these very important facilities.

The Festival site is not equipped to deal with the numbers of people that attend Festival if we were using only the built-in facilities.

Hence, we hire portaloos to deal with the toilet requirements, and we ask people to bring their own shower facilities.

Please do not use the Wombaroo toilets or showers unless you are staying in the dorms, have a medical reason why you cannot use a camp shower or portaloos, have small children under 5, or are really busting to go and simply can't make it to the portaloos.



Some general advice about using portaloos:

- Keep the portaloos as clean and tidy as possible. If you make a mess – clean it up. Nobody else wants to deal with it. There are no magic toilet gnomes to clean up after you. Drunkenness is not an excuse – clean it up when you can. Cleaning equipment is available at the Officer's Tent next to the Tavern.
- Close the toilet lid after use. Portaloos are designed to vent with the toilet lid down – if the lid is left raised, fumes and smell build up in the loo.
- No rubbish in the portaloos. Only bodily waste and toilet paper go into the portaloos – everything else goes in the bin. Sanitary items such as pads and tampons should go into a sanitary waste bin (in the Wombaroo toilets), or be wrapped, placed in a sealed bag and placed in the bin provided. Nappies should also be wrapped, sealed and go into bins.
- If there is a problem, go to the Officer's Tent. If you can deal with it yourself (eg out of paper), then do so. Otherwise, inform a member of the Stewarding Team.
- If the portaloos are locked, don't force it, shake it, or break it. Portaloos get locked for a reason.
- Some campsites have hired their own portaloos. They are entitled to exclusive use of these portaloos – respect their space.
- If you vandalise or damage a portaloos (or any other equipment), you will be liable for the cost of cleaning, repairs and possibly a fine or banishment.

Facilities Nearby

Shops are available in nearby Mittagong and surrounding towns, including fuel, accommodation, cafes, supermarkets, chemists, a medical centre and hardware. Be aware that Festival falls over public holidays, so some shops may not be open on all days.

The nearest 24 hour hospital and emergency centre is in Bowral.

Bowral District Hospital, Mona Rd, Bowral. 02 4861 0200

In an emergency call 000 !

Health, Safety & the Environment

During the daylight hours there will be a daytime Constable who can be contacted via radio by any member of the Stewarding team. At night-time there will be roaming Constable patrols to ensure everyone's safety and security. A roster will be available in the Officers pavilion noting who is the on-call Constable at the time and their (likely) location. Please respect the patrolling Constables should they ask you to do something, remembering that they are there to ensure everyone's safety.

If you have a medical condition that could affect you during Festival then please notify the Chirurgeonate on arrival and fill in a Confidential Medical Information form, and let someone within your encampment know of the form's whereabouts should it be required. Please get all pre-existing medical conditions checked before coming to Festival.

Please, for health and safety reasons, all attendees should:

- Drink plenty of fluids.
- Bring your Medicare card and any prescription medicine that you require.
- Avoid drinking alcohol to excess.
- Wash your hands! Hand sanitiser is available in all of the toilet facilities.
- If you have Diarrhoea or Gastroenteritis stay well away from food preparation and notify the Chirurgeonate.
- To avoid help avoid communicable diseases, fighters are encouraged to have their own water bottles and clearly marked with their name on them. Under no circumstances should water bottles or drinking vessels of any description be shared around.
- Make sure that all wounds and sores are treated immediately to avoid infection.
- Wear shoes, sunscreen and a hat.
- Take care when walking through the bushland. This is Australia – be aware that there may be leeches, spiders, snakes and wombats.
- Do not cough, sneeze, smoke, or touch your nose, ears, and face over food being prepared. Keep all prepared food covered until ready for use.
- Avoid cross contamination - do not allow raw meats such as poultry, pork, and fish to come in contact with cooked or ready to serve foods. Make sure all raw meats are thoroughly cooked, in particular chicken and pork.
- Keep uncooked meats as cool as possible (use an esky/chilly-bin), or better still, bring pre-cooked foods with you.
- If you have any specific medical needs, advise members of your campsite, or the Chirurgeonate.
- If you do need to go to hospital **DO NOT TAKE KNIVES OR SWORDS** with you, and take them off inebriated people who have to go, too. These items are dangerous, and hospital staff should not have to deal with people carrying them.

Please let the front gate know if you have mobility related issues - you will have access to the disabled toilet near the Great Hall. Disabled Portaloos will also be available for hire should individual campsites require them.

Emergency Evacuation Procedure

In the unlikely event of disaster, so that everyone can be removed off-site as quickly and safely as possible, an evacuation plan has been devised. Evacuation Controllers will be wearing high visibility vests. In the event that we need to evacuate the site the following procedure is to be followed:

1. An air horn will sound a series of three long blasts.
2. Immediately go to the Emergency Assembly Area.
3. Follow the instructions of the Evacuation Controllers.
* * *
4. If it is necessary to leave site, move in an orderly manner to the car park.
5. Once at the car park, give your name to one of the people wearing a high visibility vest.
6. Move to your car in an orderly manner.
7. Once in your vehicle, follow the directions of the person(s) wearing the high visibility vest to form a column.
8. Follow the pace car (hazard lights will be flashing) to the staging area at Black Springs Rd.

Do:

- Check out the path between your camp-site and the car park before the need for evacuation.
- Follow the directions of the stewarding staff and the evacuation coordinators – in this instance the evacuation coordinator is the final arbiter.

Don't:

- Panic
- Try and pack up your entire camp-site – it is more important to us that you are safe not your possessions.
- Try to re-enter the camp-site after reaching the car park.

Because of the limited access to the site, it is necessary to have this process in place. Therefore, your understanding and cooperation in this matter are appreciated.



Catastrophic or Extreme Fire Danger

Due to the environs of Festival, if the Fire Danger Rating for any day of Festival is predicted by the RFS to be either Extreme or Catastrophic at 4pm on the day before, then the event will be closed and attendees must evacuate to a place of safety either that night or before 9 am on the day of the fire danger. The Fire Danger rating will be checked daily at 4 pm by Camp Wombaroo staff and an announcement made by the stewarding team if this measure needs to be taken.

Peaceful Activities

Royal Courts add to the theatre of Festival, rewarding deserving individuals and also providing announcements about what is going on. Please ensure that at least one member of your campsite attends each court. The heralds also make announcements throughout the day, so listen out to their call. If you want the heralds to announce something, come to the Sign of the Lambtree stall on Merchant Row, and write it on the blackboard.

On Thursday night there will be a **War Procession** after opening court, where companies declare which side they will fight for in the war. Afterwards everyone is welcome to join in the party on the Village Green. **BYO picnic.**



Merchants

Permanent merchants selling a variety of wares will be open throughout Festival in Merchant's Row near the village Green. Please bring cash to support your purchases as most do not have credit card facilities.

*****An ATM will be on site in the Great Hall.*****



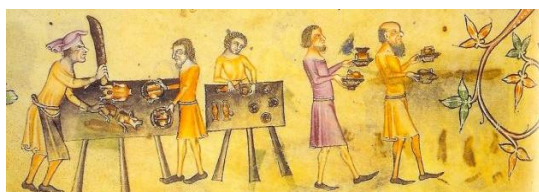
Who are they?	What are the wonderful things they are bringing? Where can I get a sneak peek at their fabulous wares?	
Emlyn's Adornments	Craft affordable, attractive SCA accessories and jewellery from a mixture of recycled and repurposed materials and goods. From hats, hoods and veils to jewels and brooches, we will provide the perfect finishing touches to your garb. We also craft personalised heraldic parasols and take orders for personalised items of all kinds. Our prices are fair and our craftsmanship superb. So go on. Adorn Thy Self.	
Elizabeth LaChatte	Remedial massage	https://www.facebook.com/pages/Elizabeths-Remedial-Massage/679327035438842
Flaming Gargoyle Pottery	Full range of medieval reproduction pottery.	Facebook: Flaming Gargoyle Pottery
Jean the Hornmaster	Items both beautiful and functional – knives, drinking horns and other accessories http://www.hornmaster.com/	
Toni Larson	Remedial Massage	
Floating Coffee Bar	COFFEE!!! Need I say more?	
Elisabet von Tecklenburg	Will be selling goods as I did last year, mainly fibre and spinning supplies, naalbinding needles, lucets, yarn, fleece etc. as well as a selection of buttons buckles, laces and some viking jewellery.	
Golden Gryphon	Snacks and lunch foods, Yseult's Famous Cordials, candles, hand-spun thread, and reproduction Books of Hours http://www.goldgryph.com/	
Genevieve The Wanderer		
Robert of Loughtondale	Hornmasters	
Caterina Contarini		
Esford Pty Ltd	Armory, drinking horns and leather goods	http://www.esford.com/
Mainly Medieval	Research books, facsimiles of extant as well as modern texts, & Re-enactment high-end later period treen, domestic flat and hollow ware, small items such as cards, dice and games; facsimile jewellery, sewing items, coins and some apothecary items. http://www.mainlymedieval.com/store/	
Sign of the Lambtree	Trims, braids and ribbons in period patterns Period music – musical instruments, recordings of period music (CDs) Toys and kites. Period games and gaming pieces Jewellery, carved amulets and beads Genuine period artefacts. Pocket Money Purchases – a selection of items for younger people, \$5 or less. Assorted smallwares.	

Medieval Fightclub		
Milords Merchants	We sell Fine Celtic & Medieval Pewter Pendants and Charms, along with Candle Lanterns, and some period pouches. www.MilordsMerchants.com	
Oak Embroidery	Embroidery, garments and fabric. Mmm, fabric...	
Timur of Attica		
Blue Moon Archery	Archery equipment, leatherwork, knives and jewellery (charms, bracelets, pendants etc) http://www.blumooncustomarrows.com.au/index.html	
Sir Yves La Chat	Period knives, swords & some jewelry	
Morgaine Grey		
Pat Muir (Sydney Ancients)	handwoven cloth, shawls and cloaks, hats and naalbound socks. We will have some arrows and quivers also.	
Shayrebel (MoG)	Beautifully crafted wood and leather goods	Facebook: Shayrebel
Midgard Designs	Offers a selection of quality Saxon, Welsh, Frankish, Anglo-Dane and Viking Jewellery.	
Lions Den	Refreshments	

But wait, there's more! The following gentles have indicated that they have fine goods for sale on Market Day:

Who are they?	What are the wonderful things they are bringing? Where can I get a sneak peek at their fabulous wares?	
Arganhell merch Briuc	Hand made glass beads, available individually and in pre-strung rosaries and Viking strands. I may also have some silk veils available, and (a bit randomly) fibre tape and suede gloves for sale for Don Everard Sefar. www.solarflarecreations.com.au	
Maelmuire ingen Alpin	'Maelmuire's Big Rocks' will be selling jewellery, stone pendants and loose cabochons, all hand-made by myself. After much dabbling in various arts I have decided to make it my mission to 'bring the bling', as it were	
Baroness Tasia del Valente	Trims and braid, clasps and jewels, snoods and an assortment of other accessorizing baubles for your re-enactment experience. www.oddsnsods.com.au	
Padraig Lowther.	Will be selling buttons, plumes, pearls and sundry wares from my discount table of wonders as usual.	
Morgaine Grey	Selling leather and leather goods, teaching leather carving and sewing	
Crispin Sexi	Toys, books, pouches and music	
Lue Pottery	Pottery for every table	http://www.luepottery.hwy.com.au/
Iseldis of Winchester	Recycled fabric rag dolls in period costumes.	https://www.etsy.com/au/shop/SalvageAndSilk
katherine kerr	Order your armorial dag, or purchase your copy of the Lochac Cookbook (\$10), a collection of favourite recipes and reminiscences gathered to support the Known World Tapestry Tour and associated AS50 activities. http://sg.lochac.sca.org/events/KWT/index.htm	
Porfinn	Semi precious beads	
Jason Metcalfe	?	

Cuilen O Caoimh	?	
Honore Corbaut		
Elvira's Emporium	This year the Emporium will be offering it's usual wares of gemstone beads, pearls, amber, jewellery, fans and fabric but also in addition silk dupion, hair pins, vintage furs, and Mongolian felt products including slippers, boots and hats. https://www.facebook.com/Elviras.Emporium	
Medieval Attachments	Medieval attachments will be back on market day with many new things. Trefoil brooches, Tortoise brooches, penannular and even strands of viking beads to decorate your apron dresses. We will also be selling cloak clasps, lacing rings, veil pins and much more. www.facebook.com/medievalattachments	
Arabelle d'Aubigny	Bubbles and Beauty	
Alys Dietsch		
Olwen Honeybrook	Mixture of goods from bags to castle deodorisers	
Vandal		
The Rowany Merchandise Table	Must have collectable, ahem, "short and stretchy t-tunics", tea-towels etc.	
Steve Lyons	Metalwork (hand forged knives, campfire tripods) and wooden items (bowls and spoons)	
Dirk Schmitt		



In addition to the above, there are two essential Festival services that also need to be mentioned:

Greesispoone is back for Festival with all your stomach and tastebud needs! Catering to those looking for 2 or 3 square meals, Greesispoone will be also serving snacks and (new for this year) desserts. There will also be a price for singular meals daily, although there will be limited availability.

Take the stress out of Festival and allow us to thrill you with our new and improved menu. Some of the new menu additions for 2015 include the majority of the recipes being period food, waffles for breakfast and exciting desserts! Gluten free and vegetarian options will be available again this year.

Greesispoone will cater to individuals or households, with a wide range of options for your budget. This year we will be accepting payments via direct bank transfer (our preferred method) and PayPal (which will incur a small additional fee to cover withdrawal costs). Prices will be listed on the website for event packages and also casual meal options.

Bookings can be made at <https://greesispoone.wordpress.com>

Full daily menu and pricing will be available on the website soon and bookings are open now. Please check the website regularly as there is a FAQ section that will be updated as queries arise.


And last, but by no means least, The **Salty Bint Tavern**. It's where you will always find drink, entertainment and companionship, and various traditional festival events, such as the Fighter Auction, the College Martyr Auction and the Boars Head Theatre. Bring your dinner or lunch and enjoy the communal atmosphere. Children are welcome. The tavern also sells cold soft drinks, and nibbles, and bags of ice. Please be aware that all patrons are expected to provide their own clean drinking vessel.



Please note that due to liquor licencing laws, alcoholic drinks purchased from the Tavern or Winebar must be consumed within those premises. Also, alcoholic drinks not purchased from the Tavern or Winebar should not be brought into those premises. Parents, please be aware that your children should not approach the bar to ask for drinks.

Greesispoone will also be running the soup kitchen available to all on Thursday night.

On Saturday there is a Market Day in the Tavern & Great Hall from 9am, where smaller stalls set up to trade clothes, jewellery, trinkets, toys and many other items.



Arts and Sciences

I would like to thank you all for the enthusiasm with which I have received offers to run classes and other A&S Activities, it's been wonderful! This year's Arts and Sciences program is jam packed with all sorts of exciting classes in a huge variety of areas. I hope that everyone will find something that they are interested in. Some of the A&S streams are listed below:

- Administration and SCA related topics
 - Armoured combat and fencing
 - Cooking, feasting, food and drink
 - Costume, textiles and leatherwork
 - Dance and music
 - Embroidery
 - Furniture and Campsites
- Heraldry and Visual Arts
- History
- Linguistics, languages and names
- Medicine
- Schola (Children's classes)
- Many other unique classes!

In addition to scheduled classes, this year we will be running A&S Blackboard Sessions. This allows anyone who doesn't want to run a full class to contribute to A&S at Festival! The Blackboard Sessions allow anyone to sign up at the beginning of festival to a timeslot on Monday between 10am and 2pm. The sign-up sheet may be found in A&S Room 2. This will allow you to present your research or A&S activities in a short 15 minute lecture, including fielding questions or feedback. We ask that no-one exceeds the 15minute slot and we politely request that no-one gives more than 2 lectures as time slots are very limited. Please note that we will not have projectors or digital aids available, so please bring anything you require for your lecture. Anyone interested may choose the lectures they attend by

viewing the sign in sheet, or come along for the duration and broaden your knowledge about a range of things!

There will also be an Arts and Sciences Round Circle, in the Tavern on Tuesday from 10am. The intent of this gathering is to provide an informal opportunity for those interested in A&S to share their work in a collaborative and supportive environment. Please bring along something to work on, or something you've recently finished and sit with other like-minded artisans to discuss and/or demonstrate what you're doing, how you're doing it and any research you've done about it. All levels of skill welcome!

From Lady Ailis inghean Mheadhbha

Arts and Sciences classes are scheduled throughout Festival on a variety of topics - check the A&S Timetable available from the Gatehouse for a full list. A draft A&S timetable will be available on the website prior to Festival.

Laurel Prize is a forum for the populace to display their crafts and receive feedback from members of the order of the Laurel, as well as showing it to members of the general public. The first hour is for people to set up, followed by an hour where members of the Order take time to discuss the works with their creators, and lastly an hour open to all to come and see. This is not a competition!

Children's Activities

Children's activities are run from the schola. Note that the schola is not a daycare centre and your children at the schola need to be supervised by a responsible adult other than the person running the class. There will also be a children's fort set up for kids to play with "boffer" swords.



Contact: Ginevra at ginevra1488@gmail.com

Location: Next to the children's fort, and the Lion's den coffee lounge!

Classes:

Friday 9 am	Who's who at court? With Countess Elizabeth. No need to bring anything, all ages welcome.
Friday 2pm	Viking scrolls with Lady Phaedra, materials provided, all ages welcome.
Saturday 4pm	Boffer making with Baroness Ginevra. All ages welcome.
Sunday 10 am	Beeswax candles with Lady Phaedra. All ages welcome.
Sunday 3pm	Tassels and pom poms with Lady Phaedra. All ages welcome, No need to bring anything.
Monday 9am	Doll making with Baroness Ginevra. Children accompanied by adults if unable to make a doll themselves.
Monday 2pm	Silk banner painting with Mistress Heilwich. All ages welcome, No need to bring anything.

Permanent Activities at the Schola Tent:

- Dress the doll.
- Boffer weapons and training.
- Toys.
- Games.
- Arts and Crafts.
- Dance training. In preparation of the Children's Ball, dance training will occur.
- Story time 11 am/5pm Come and listen to myths and legends of days past. All ages welcome.

Facilities:

- Large shaded area
- Change table
- Water and cups
- Rubbish bin
- Play pen
- Seating and tables

Other Children's Activities:

- Quest Friday 12pm.
- Children's Garb Swap Friday 4pm
- Children's Boffer Tourney and Auction Saturday 10-12pm.
- Children's ball Sunday 11am.
- Children's Easter bunny shoot Sunday 2pm.
- Fort battle, Sunday lunch.
- Easter egg hunt. Following the fort battle.
- A puppet show with Mistress Rowan.
- Activity bags

Children's Boffer Tourney

The boffer tournament is scheduled for 10:00 AM to 12:00 PM on the Saturday.

In order to speed up the auction process we ask that participants and would be bidders turn up to the field at 9:45 so we may have the lists completed and the bidding commenced by 10:00. Payment must be made at the time of bidding.

Children under the age of 10 years will require a parent or guardian to be present for the duration of the auction and tournament (though a guardian may be responsible for more than one child). The guardian's name will be recorded in the lists against the names of the children they are responsible for. For parents / guardians of children under six, we ask that you to closely attend to your children's matches and be on hand to assist with instructions if necessary. Cheers, reassurance and advice such as 'go on, hit them' are all encouraged.

Parents / guardians please bring water for your younger children and encourage your older children to bring a water bottle. Be sun smart and wear sunscreen and hats.

All boffers will be inspected as children are signed up to the lists.

We will take a common sense approach to this inspection but reserve the right to refuse boffers we feel are unsafe / under padded etc.

Please ensure that your children understand that the head is NOT a target in boffer combat. Children striking other children in the head will forfeit that fight. Repeated infractions of this basic rule will result in children being removed from the tournament (which is something we'd like very much to avoid).

Blows to the body will count as a kill while blows to limbs will result in the loss of that limb (as per heavy combat and rapier).

Children will be encouraged to call their own shots but Marshals will, gently and sympathetically, enforce blow taking.

If you have any prizes you would like to donate, you can drop them off at the Lemming camp or bring them to the tournament (putting your name on a piece of paper and somehow attaching it to your prize will allow us all to recognize your generosity).

Thanks for reading this and we hope to see many of your children on the field.

Corin (Boffer Tourney Organiser)

Entertainment



The tradition of The Boar's Head Inn Theatre continues this year. In the footsteps of the original Mistress of Merriment, Countess Bethan Daniels Brockwood, on the Tuesday Night after Closing Court Countess Margie of Glen More will be Your Mistress of Ceremonies in the tavern. Come and enjoy the various talents of the good folk of Lochac. Bring your tankard and your best voice!

Other entertainments include dancing at the Good Friday Ball, the Caroso Ball, and singing and storytelling at the Bardic Circle. Games will be available in the Great Hall in the evenings. As well, Musician's Jam sessions may happen from time to time and Choral Singing also occurs of an evening in a few different locations, so feel welcome to join in. The Festival Moon Shadow Puppet Theatre will be presenting a play entitled "The Weaver Maid and the Cow Herd" - an ancient Chinese Tale.

Meetings

A number of meetings will take place at this year's Festival, including:

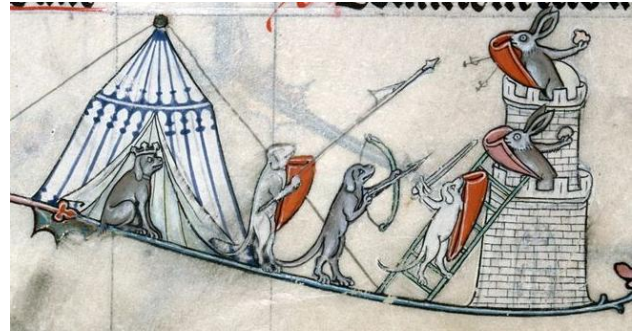
- The Companions of the Order of the Pelican
- The Companions of the Order of the Laurel
- The Companions of the Order of the Chivalry
- Lochac Company of Archers
- Order of the White Scarf of Lochac
- Festival Officers' Meetings
- Seneschal's Meeting
- SCA Australia AGM (open to everyone)
- Guild Meetings (open to everyone)



Combat Activities

Important Stuff for All Fighters at Festival

1. For all fighters: BRING YOUR AUTHORISATION CARD (or authorisation paperwork)! A photo of your card or paperwork, even both sides, is NOT acceptable proof of authorisation at this time. Neither is somebody vouching for you! So you must have your card, or a full signed copy of your authorisation paperwork which is in date (3 months from the time you authorised).
2. Armour inspections will be carried out at a central inspection point near the village green. A HELMS OFF INSPECTION OF WELDS, PADDING, AND SPACING will be conducted, so check yours early. Also, new straps and fresh tape means a trouble-free fighting time. Heavies should particularly check thrusting tips to ensure they will not compress the wrong way and slide through bars.
3. Bring mesh if you want to fight war.
4. Plumed combatants – make sure your plumes meet specifications.
5. Combat Archers – ensure that your armour and weapons are up to date and meet current standards. Please check in the Lochac Fighters Handbook for what these are. This includes names and groups on all arrows.



Target Archery

Target archery at the archery butts this year includes the Inter-Kingdom Archery Competition (IKAC), a Queen's Round, a King's Round and a Clout Shoot. There is also a Kids Easter Choc Bunny Shoot, after the Kid's Fort Battle, and a Bear Hunt.

Please note that you may only shoot when there is a Target Archery Marshal present who is running the line.

Rapier

Welcome to rapier combat at Rowany Festival, we present a full schedule of rapier activities for your entertainment. As well as your favourite rapier activities we also have some new items to surprise and delight you.



This year as rapier comes of age we are pleased to have a pavilion beside the rapier field for all rapier combatants. This is where you will find a noticeboard of rapier activities and a place to meet up with other fencers when not on the field. Every night from 8pm the pavilion will host a rapier social supper, a time for us to share stories and discuss rapier ideas. Bring your favourite beverages and perhaps some tasty items for supper to share. To help you meet new friends and kill them we will have the Festival rapier dance card, choose your partners wisely.

First, the serious stuff...

Rapier combat and Cut & Thrust combat at Rowany Festival are conducted in accordance with the Rapier Combat Rules for the Kingdom of Lochac. It is the responsibility of all combatants and marshals to be familiar with these rules.

You will be asked to register as a combatant and/or marshal before you begin fencing. This will require:

1. Showing an inspecting marshal your valid authorisation paperwork
2. Signing the combatants list at the Officers tent.

Please note you do NOT have to put on your gear and be inspected in order to register.

You must be inspected before taking the field for any sparring, tourneys, melee or Guild Prizes. This is the standard safety check to ensure that you have all of your armour on and that your weapons are safe.

Make sure all of your existing weapons, armour and masks are tested in accordance with the rules prior to festival. There will be limited inspection times at the rapier field for those who were not able to get testing done however testing will reduce your fun time so test before festival if possible.

Please note – the time stated in the timetable is the time the tournament STARTS. You need to be there, signed in with Lists, inspected and ready to compete at that time. If you are not on time for the tournament, you will not be permitted to enter!

Second, the Program...

Thursday the rapier field opens for free play.

There are many tourneys happening- something for everyone, if you are not able to participate in the combat we encourage you to support those playing.

Novice tourney- a chance for new fencers to test their fencing skills, open to combatants who have obtained their first combat authorisation since the last Festival and have never won a tourney.

Baronesses Tourney – Please the Baronesses of Lochac by your demonstration of skill and courtesy, remember to provide them with a delicious snack to enjoy whilst they view the fencing. The Baronesses will award the Blade of Chivalry to a worthy combatant.

Youth Tourney (new!): Open to our young fencers between 10- 16 years of age, for those older watch the future of rapier in Lochac unfold.

Veterans Tourney (new!): for those of mature years (50+) an opportunity to display experience and cunning.

Cut & Thrust Tourney: The Cut & Thrust tourney is open to all authorised C&T combatants.

Queen's Glove of Courtesy Tourney: The Queen will award Her Glove to that combatant she judges the most courteous on the field. To be fought as a Token Tourney, offering all combatants at least six fights. After one hour, the 16 combatants with the most tokens will go to the finals.

Lochac Ladies Tourney: The Lochac rapier tourney for ladies only returns to delight.

Rapier teams' tourney brought to you by the Red Griffin company. You can fight, but can you fight together? The return of the teams tourney to Festival for teams of four.

Angels and Demons tourney: The forces of good and evil are once again at battle. The demons rising from the pits below, against the angels who seek to keep them from Heaven's Gate.

Rapier Auction Tourney: The last big competition of the weekend—fight for the honour and glory of your patron!

Melee games on the village green- fun with rapiers, better than running with scissors.

Guild Prizes: Several examinations are planned by the Royal Guild of Defence be inspired!

The inaugural rapier war (new!): make your own festival war story with rapier, bring your rubber band guns (RBGs) and rapier spears for rapier WAR!

Heavy Combat

The following heavy tournaments will run this Festival:

- Rose Tourney: The Rose Tourney is a tournament held to honour the Ladies of the Rose. The format will be Pairs King of the Hill. The Ladies of the Rose invite you to display your Virtue, Chivalry and Prowess.

- Henri's Pole Tourney: A tourney for pole-arm weapons only. Bring your glaives, spears, two-handed swords etc and have fun!

- Heraldic Melee Tourney: The premier heraldic team event of Festival - form a team of no less than 6 fighters and no more than 10 (with a maximum of two knights per team), and compete in the melee for the highest prowess, most chivalric and best presented team.

- Barony of Origin Tourney: Fighters form teams according to where they first began fighting in the SCA, and compete in a melee to see where the best fighters come from!

- Penny's Shankin' Tournament- Hours of fun! Kill your enemies, then kill your friends!



- Fighter Auction Tourney (FAT): This year the tournament will start with several pools fighting round-robin tournaments on separate list fields. The fighters with the most wins will then enter a single-elimination tournament to select the final two combatants, who will then fight a best of three to decide the victor. Note that this year the Fighter Auction Tourney is on Tuesday.

Fighter Auction



At the auction, heavy and rapier combatants are auctioned off to the highest bidder. The winners of each auctioned fighter then have that combatant fight for them at the tournaments on Tuesday. Once the tournaments are complete, the "owners" can collect a prize from the prize table according to the place their purchase fell in the tournament. **We welcome all donations of prizes.** The money raised from the fighter auction is held in trust by the Barony of Rowany for project grants that benefit future Rowany Festivals or the Kingdom at large.

Details on grant applications can be found at <http://rowany.lochac.sca.org/how-to-apply-for-fat-funding>. Successful grant application in the past two years are:

- Importing expert fighter Sir Ruslan from East Kingdom to teach armoured combat classes at Festival.
- Importing expert equestrian Eule von Haginbald to found wood-tip jousting in Lochac.
- Funding Watchcoats for the St Johns Ambulance staff at Festival.
- Purchasing rapier mask puncture testing equipment.
- Supanova recruiting stalls admittance fees.
- Damask for Laurel cloak.
- Importing expert fighter Sir Mari to teach armoured combat classes at Festival.

The tournament format will be a set of pools fought round robin simultaneously, with the top 4 or 5 fighters from each pool going into a single kill direct elimination. The final will be fought best of 3.

War

There are three half-days of war – Friday afternoon, Sunday morning and Monday morning.

The scenarios will be explained before each battle, so pay attention to the marshal.



What To Bring

Shelter, Bedding & Furnishing

- ☐ Tent
- ☐ White markers for guy ropes
- ☐ Bed, mattress (pump & patch kit if applicable)
- ☐ Bedding
- ☐ Banners, tapestries & cloth covers
- ☐ Chests, baskets & bags for storage
- ☐ Chairs/stools and table
- ☐ Floor mats/rugs and ground sheets
- ☐ Toilet & shower
- ☐ Sunshade
- ☐ Plastic boxes or bags (in case of wet weather)

Lighting etc. – consider the fire rules!

- ☐ Torches and batteries
- ☐ Candles and candelabra
- ☐ Lanterns, tiki torches and fuel
- ☐ Lighter/safety matches

Kitchen and Feast Gear

- ☐ Aluminium foil, plastic wrap, storage bags
- ☐ Trash bags and bin
- ☐ Bottle opener and corkscrew
- ☐ Cutting boards
- ☐ Esky/Chilly Bin
- ☐ Hand towels, paper towels, tea towels
- ☐ Wash basin and detergent, scourers and brush
- ☐ Knives
- ☐ Saucepan, frypan, stew pot
- ☐ Water jugs
- ☐ Tablecloth and napkins
- ☐ Cooking utensils – spatula, ladle, tongs, etc.
- ☐ Stove and fuel
- ☐ Plates, bowls, mugs, personal utensils

Food and Beverages

- ☐ Drinks including water
- ☐ Canned/bottled goods
- ☐ Condiments
- ☐ Cooking supplies: salt, pepper, sugar, flour, etc.
- ☐ Dairy: Long-life milk, butter, cheese
- ☐ Dry goods: bread, cereal, oats, pasta, rice
- ☐ Frozen foods: soups and casseroles
- ☐ Fruit and veggies
- ☐ Snacks
- ☐ Ice

Tools

- ☐ Armour repair kit
- ☐ Broom and dust pan
- ☐ Fire extinguisher and buckets
- ☐ Mallet/hammer
- ☐ Rope/twine
- ☐ Shovel and rake

Toiletries

- ☐ FIRST AID KIT – well stocked
- ☐ Deodorant, powder, etc.
- ☐ Soap, shampoo and conditioner
- ☐ Sunscreen
- ☐ Tissues and toilet paper
- ☐ Toothbrush, toothpaste floss and mouthwash
- ☐ Towels
- ☐ Sunglasses
- ☐ Hairbrush/comb
- ☐ Insect repellent and bite cream
- ☐ Mirror
- ☐ Razor and shave cream
- ☐ Safety and bobby pins

Garb and Accessories

- ☐ Warm and cold weather garb
- ☐ Belt, pouch and favours
- ☐ Cloak, hood, hats, veils, etc.
- ☐ Jewellery and awards
- ☐ Shoes, boots and sandals
- ☐ Tabard, hose and regalia
- ☐ Tunics, breeches, gowns, tights, etc.
- ☐ Underwear, socks and chemises
- ☐ Spare lacing
- ☐ Waterproof boots or wellies

Entertainments and Activities

- ☐ Archery, heavy & rapier fighters – don't forget your gear!
- ☐ Books, sketchpad and pens/pencils
- ☐ Camera, film and batteries
- ☐ Songbooks, musical instruments
- ☐ Calligraphy kit
- ☐ Cards and games
- ☐ Equipment/handouts for collegia
- ☐ Water bearing equipment

Miscellaneous

- ☐ Clock or watch
- ☐ Map and directions to site
- ☐ Membership and authorisation cards
- ☐ Wallet/purse, chequebook
- ☐ Keys
- ☐ Scissors
- ☐ Cash (preferably with some lower denomination notes.)